



# QTC50

OMNIDIRECTIONAL  
ROOM MICROPHONE

Follow us on social media @EarthworksAudio  
For more information, please visit  
[earthworksaudio.com](http://earthworksaudio.com) or call 1-603-654-2433.

EARTHWORKS AUDIO



**QTC50**

Omnidirectional Microphone

---

# Thank you for purchasing the Earthworks QTC50 Omnidirectional Microphone

---

## **YOUR PURCHASE INCLUDES**

- 1 Earthworks QTC50
- 1 Microphone Clip
- 1 Calibration Chart

## **GETTING STARTED**

The QTC50 is a condenser microphone with active electronics. This means:

- Its output level will be naturally higher than many of the dynamic microphones that it may be replacing. It is not uncommon to need to reduce gain if you were previously using a dynamic microphone.
- You will need to engage phantom power on your interface or preamp. Pro Tip: It's always a good idea to plug in a condenser microphone while phantom power is off and the channel is muted. After engaging phantom power, give the microphone a short time to settle before unmuting.

## **PROPER MAINTENANCE**

To guarantee your microphone provides years of performance, follow these guidelines:

- Avoid touching the front protective screen.
- Never attempt to disassemble the microphone - it cannot be opened.
- Avoid extreme heat and condensing humidity. Allow the microphone to warm up when bringing it in from the cold.



- Rough handling may damage the microphone even if no markings are visible.
- When not in use, keep the microphone in its case.

## **IMPORTANT NOTICE**

The small tip on many of our microphones allows them to capture the highest frequencies of your sound.

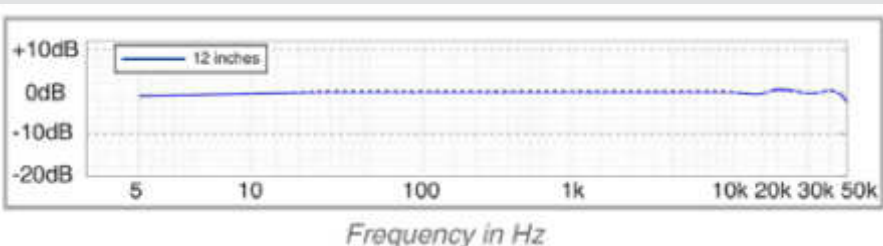
Please be gentle and considerate when handling the microphones with these tips. (Microphones such as the SR314 and SR40V shield the tip within their capsule, and are thus more durable.)

## **TROUBLESHOOTING**

If you encounter issues while using your Earthworks Audio microphone, please make sure that:

- Your microphone is connected to an active power supply.
- Phantom power is being supplied to the microphone.
- Your microphone and XLR cable are well connected.
- The microphone is positioned at an appropriate distance from the sound source.
- External noise in your recording environment is kept to a minimum.
- Your recording space is at room temperature and free of dust.

If your issue persists after checking, please contact us via our website.





## SPECIFICATIONS

### Frequency Response

3Hz to 50kHz +1/-3dB

### Polar Pattern

Omnidirectional

### Sensitivity

34mV/Pa (Typical)

### Power Requirements

24-48V Phantom, 10mA

### Peak Acoustic Input

140dB SPL

### Output

XLR-3

### Output Impedance

65Ω, balanced between pins 2 & 3

### Minimum Output Load

600Ω, balanced between pins 2 & 3

### Noise

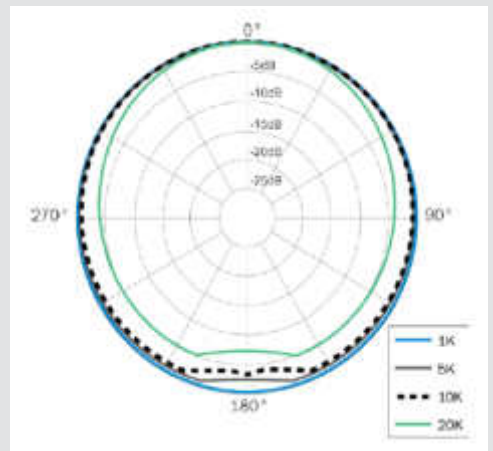
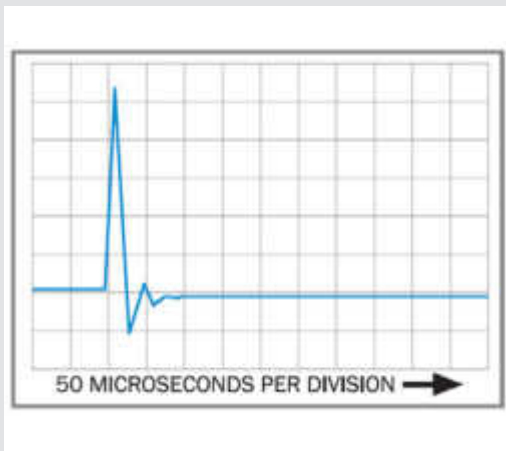
20dB SPL (A weighted)

### Dimensions

229 x 22 mm (9 x .860 in.)

### Weight

225g (.5lb)



## WARRANTY

All Earthworks® products carry a limited warranty (parts and labor). Please register your warranty at: [earthworksaudio.com/register](http://earthworksaudio.com/register). If you have any problems with your Earthworks products, please contact our warranty/repair department by email at: [service@earthworksaudio.com](mailto:service@earthworksaudio.com).

## NOTE

This warranty only applies to Earthworks microphones purchased brand new. For microphones purchased/received second-hand, please contact us via our website.